




## Bouncing bat


You will need: coloured card or paper, template, elastic, scissors and glue.



Cut out template and make a small hole on the back by gently pushing a pencil through. Fold the wings on the dotted lines and glue on to the back of your bat.



Glue your face in place and draw on eyes, turn over and tread elastic through the hole and tie a knot to stop it slipping through. Gently roll the edges of the body to the centre and glue together forming a tube shape.



Turn your bat over and gently bend the head forward to finish your bouncing bat.